

*Authority Budget of:* 12-13-2021

*Monmouth County Bayshore Outfall Authority*

**State Filing Year**

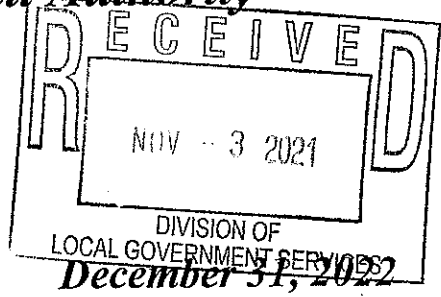
**2022**

*For the Period:*

*January 1, 2022*

*to*

*December 31, 2022*




**ADOPTED COPY**


[www.mcboanj.com](http://www.mcboanj.com)

Authority Web Address

**ADOPTED COPY**  
**ADOPTED COPY**



NJ DEPARTMENT OF  
**CommunityAffairs**



*Division of Local Government Services*

**2022 (2022-2022) AUTHORITY BUDGET**

**Certification Section**

2022 (2022-2023)

**Monmouth County Bayshore Outfall Authority**  
(Name)

**AUTHORITY BUDGET**

FISCAL YEAR: FROM January 1, 2022 TO December 31, 2022

*For Division Use Only*

**CERTIFICATION OF APPROVED BUDGET**

*It is hereby certified that the approved Budget made a part hereof complies with the requirements of law and the rules and regulations of the Local Finance Board, and approval is given pursuant to N.J.S.A. 40A:5A-11.*

*State of New Jersey  
Department of Community Affairs  
Director of the Division of Local Government Services*

By: Paul D Cwert CPA, RMA Date: 11/18/2021

**CERTIFICATION OF ADOPTED BUDGET**

*It is hereby certified that the adopted Budget made a part hereof has been compared with the approved Budget previously certified by the Division, and any amendments made thereto. This adopted Budget is certified with respect to such amendments and comparisons only.*

*State of New Jersey  
Department of Community Affairs  
Director of the Division of Local Government Services*

By: Paul D Cwert CPA, RMA Date: 12/20/2021

# 2022 (2022-2023) PREPARER'S CERTIFICATION


## Monmouth County Bayshore Outfall Authority

### AUTHORITY BUDGET

FISCAL YEAR: FROM: January 1, 2022 TO: December 31, 2022

It is hereby certified that the Authority Budget, including both the Annual Budget and the Capital Budget/Program annexed hereto, represents the members of the governing body's resolve with respect to statute in that: all estimates of revenue are reasonable, accurate and correctly stated; all items of appropriation are properly set forth; and in itemization, form and content, the budget will permit the exercise of the comptroller function within the Authority.

It is further certified that all proposed budgeted amounts and totals are correct. Also, I hereby provide reasonable assurance that all assertions contained herein are accurate and all required schedules are completed and attached.

Preparer's Signature:			
Name:	Barbara J. Vilanova		
Title:	Secretary		
Address:	P.O. Box 184 200 Harbor Way Belford, NJ 07718		
Phone Number:	732-495-2100	Fax Number:	732-495-6808
E-mail address	bayshoreoutfall@yahoo.com		

# 2022 (2022-2023) APPROVAL CERTIFICATION

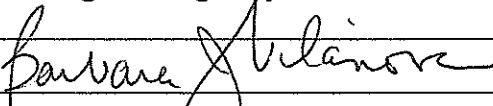
## Monmouth County Bayshore Outfall Authority

### AUTHORITY BUDGET

**FISCAL YEAR:**    **FROM:**    January 1, 2022    **TO:**    December 31, 2022

It is hereby certified that the Authority Budget, including all schedules appended hereto, are a true copy of the Annual Budget and Capital Budget/Program approved by resolution by the governing body of the Monmouth County Bayshore Outfall Authority, at an open public meeting held pursuant to N.J.A.C. 5:31-2.3, on the 18th day of October, 2021.

It is further certified that the recorded vote appearing in the resolution represents not less than a majority of the full membership of the governing body thereof.

Officer's Signature:			
Name:	Barbara J. Vilanova		
Title:	Office Manager		
Address:	P.O. Box 184 200 Harbor Way Belford, NJ 07718		
Phone Number:	732-495-2100	Fax Number:	732-495-6808
E-mail address	bayshoreoutfall@yahoo.com		

# INTERNET WEBSITE CERTIFICATION

<b>Authority's Web Address:</b>	www.mcboanj.com
---------------------------------	-----------------

All authorities shall maintain either an Internet website or a webpage on the municipality's or county's Internet website. The purpose of the website or webpage shall be to provide increased public access to the authority's operations and activities. N.J.S.A. 40A:5A-17.1 requires the following items to be included on the Authority's website at a minimum for public disclosure. Check the boxes below to certify the Authority's compliance with N.J.S.A. 40A:5A-17.1.

- A description of the Authority's mission and responsibilities
- Budgets for the current fiscal year and immediately preceding two prior years
- The most recent Comprehensive Annual Financial Report (Unaudited) or similar financial information (**Similar Information is such as PIE Charts, Bar Graphs etc. for such items as Revenues, Expenditures, and other information the Authority deems relevant to inform the public**)
- The complete (All Pages) annual audits (Not the Audit Synopsis) of the most recent fiscal year and immediately two prior years
- The Authority's rules, regulations and official policy statements deemed relevant by the governing body of the authority to the interests of the residents within the authority's service area or jurisdiction
- Notice posted pursuant to the "Open Public Meetings Act" for each meeting of the Authority, setting forth the time, date, location and agenda of each meeting
- The approved minutes of each meeting of the Authority including all resolutions of the board and their committees; for at least three consecutive fiscal years
- The name, mailing address, electronic mail address and phone number of every person who exercises day-to-day supervision or management over some or all of the operations of the Authority
- A list of attorneys, advisors, consultants and any other person, firm, business, partnership, corporation or other organization which received any remuneration of \$17,500 or more during the preceding fiscal year for any service whatsoever rendered to the Authority.

It is hereby certified by the below authorized representative of the Authority that the Authority's website or webpage as identified above complies with the minimum statutory requirements of N.J.S.A. 40A:5A-17.1 as listed above. A check in each of the above boxes signifies compliance.


Name of Officer Certifying compliance

Michael C. Sachs

Title of Officer Certifying compliance

Chairman

Signature



# 2022 (2022-2023) AUTHORITY BUDGET RESOLUTION

## Monmouth County Bayshore Outfall Authority

**FISCAL YEAR: FROM:** January 1, 2022 **TO:** December 31, 2022

WHEREAS, the Annual Budget and Capital Budget for the Monmouth County Bayshore Outfall Authority for the fiscal year beginning, January 1, 2022 and ending, December 31, 2022 has been presented before the governing body of the Monmouth County Bayshore Outfall Authority at its open public meeting of October 18<sup>th</sup>, 2021; and

WHEREAS, the Annual Budget as introduced reflects Total Revenues of \$ 2,035,772.00 , Total Appropriations, including any Accumulated Deficit if any, of \$ 2,035,772.00 and Total Unrestricted Net Position utilized of \$0; and

WHEREAS, the Capital Budget as introduced reflects Total Capital Appropriations of \$1,610,000 and Total Unrestricted Net Position planned to be utilized as funding thereof, of \$ 30,000.00; and


WHEREAS, the schedule of rates, fees and other charges in effect will produce sufficient revenues, together with all other anticipated revenues to satisfy all obligations to the holders of bonds of the Authority, to meet operating expenses, capital outlays, debt service requirements, and to provide for such reserves, all as may be required by law, regulation or terms of contracts and agreements; and

WHEREAS, the Capital Budget/Program, pursuant to N.J.A.C. 5:31-2, does not confer any authorization to raise or expend funds; rather it is a document to be used as part of the said Authority's planning and management objectives. Specific authorization to expend funds for the purposes described in this section of the budget, must be granted elsewhere; by bond resolution, by a project financing agreement, by resolution appropriating funds from the Renewal and Replacement Reserve or other means provided by law.

NOW, THEREFORE BE IT RESOLVED, by the governing body of the Monmouth County Bayshore Outfall Authority, at an open public meeting held on October 18, 2021 that the Annual Budget, including all related schedules, and the Capital Budget/Program of the Monmouth County Bayshore Outfall Authority for the fiscal year beginning, January 1, 2022 and ending, December 31, 2022 is hereby approved; and

BE IT FURTHER RESOLVED, that the anticipated revenues as reflected in the Annual Budget are of sufficient amount to meet all proposed expenditures/expenses and all covenants, terms and provisions as stipulated in the said Authority's outstanding debt obligations, capital lease arrangements, service contracts, and other pledged agreements; and

BE IT FURTHER RESOLVED, that the governing body of the Monmouth County Bayshore Outfall Authority will consider the Annual Budget and Capital Budget/Program for adoption on December 13, 2021.

  
 (Secretary's Signature)

10/18/21  
 (Date)

Governing Body Member:	Recorded Vote			
	Aye	Nay	Abstain	Absent
Aumack	X			
Foley	X			
Impreveduto	X			
Kalaka	X			
Knox	X			
Lewandowski	X			
Sachs	X			
Sodon	X			
Toomey	X			


# 2022 (2022-2023) ADOPTION CERTIFICATION

## Monmouth County Bayshore Outfall Authority

### AUTHORITY BUDGET

**FISCAL YEAR:**    **FROM:**    January 1, 2022    **TO:**    December 31, 2022

It is hereby certified that the Authority Budget and Capital Budget/Program annexed hereto is a true copy of the Budget adopted by the governing body of the Monmouth County Bayshore Outfall Authority, pursuant to N.J.A.C. 5:31-2.3, on the 13th day of, December, 2021.

Officer's Signature:			
Name:	Barbara J. Vilanova		
Title:	Secretary		
Address:	P.O. Box 184 200 Harbor Way Belford, NJ 07718		
Phone Number:	732-495-2100	Fax Number:	732-495-6808
E-mail address	bayshoreoutfall@yahoo.com		



# 2022 (2022-2023) ADOPTED BUDGET RESOLUTION

## Monmouth County Bayshore Outfall AUTHORITY

**FISCAL YEAR:**    **FROM:**    January 1, 2022    **TO:**    December 31, 2022

WHEREAS, the Annual Budget and Capital Budget/Program for the Monmouth County Bayshore Outfall Authority for the fiscal year beginning January 1, 2022 and ending, December 31, 2022 has been presented for adoption before the governing body of the Monmouth County Bayshore Outfall Authority at its open public meeting of December 13, 2021; and


WHEREAS, the Annual Budget and Capital Budget as presented for adoption reflects each item of revenue and appropriation in the same amount and title as set forth in the introduced and approved budget, including all amendments thereto, if any, which have been approved by the Director of the Division of Local Government Services; and

WHEREAS, the Annual Budget as presented for adoption reflects Total Revenues of \$2,035,772.00, Total Appropriations, including any Accumulated Deficit, if any, of \$2,035,772.00 and Total Unrestricted Net Position utilized of \$0; and

WHEREAS, the Capital Budget as presented for adoption reflects Total Capital Appropriations of \$1,610,000.00 and Total Unrestricted Net Position planned to be utilized of \$30,000.00; and

NOW, THEREFORE BE IT RESOLVED, by the governing body of Monmouth County Bayshore Outfall Authority, at an open public meeting held on December 13, 2021 that the Annual Budget and Capital Budget/Program of the Monmouth County Bayshore Outfall Authority for the fiscal year beginning, January 1, 2022 and, ending, December 31, 2022 is hereby adopted and shall constitute appropriations for the purposes stated; and

BE IT FURTHER RESOLVED, that the Annual Budget and Capital Budget/Program as presented for adoption reflects each item of revenue and appropriation in the same amount and title as set forth in the introduced and approved budget, including all amendments thereto, if any, which have been approved by the Director of the Division of Local Government Services.

  
\_\_\_\_\_  
(Secretary's Signature)

12/13/21  
\_\_\_\_\_  
(Date)

Governing Body Member:	Recorded Vote			
	Aye	Nay	Abstain	Absent
Aumack	X			
Foley	X			
Impreveduto	X			
Kalaka	X			
Knox				X
Lewandowski				X
Sachs	X			
Sodon	X			
Toomey	X			

**2022 (2022-2023) AUTHORITY BUDGET**

**Narrative and Information Section**

# 2022 (2022-2023) AUTHORITY BUDGET MESSAGE & ANALYSIS

## Monmouth County Bayshore Outfall Authority

### AUTHORITY BUDGET

FISCAL YEAR: FROM: January 1, 2022 TO: December 31, 2022

*Answer all questions below. Attach additional pages and schedules as needed.*

1. Complete a brief statement on the 2021/2021-2022 proposed Annual Budget and make comparison to the 2020/2020-2021 adopted budget for each Revenues and Appropriations. Explain any variances over +/-10% (As shown on budget pages F-2 and F-4 explain the reason for changes for each revenue and appropriation changing more than 10%) for each individual revenue and appropriation line item. Explanations of variances should include a description of the reason for the increase/decrease in the budgeted line item, not just an indication of the amount and percent of the change. Attach any supporting documentation that will help to explain the reason for the increase/decrease in the budgeted line item. Interest earned has gone down considerably due to interest rates. Our income from SREC's sold is increasing due to the individual SREC price holding at an average of \$225. Insurance, Professional services and our Outfall Pipe Inspections increased slightly. Overall we kept the increase to our customers to .7%
2. Describe the state of the local/regional economy and how it may impact the proposed Annual Budget, including the planned Capital Budget/Program. (Example Consider New Development projects such as Housing /Commercial projects impact on the Authorities expenses or revenues) The economy has no direct impact on the Authority's proposed Annual or Capital Budget.
3. Describe the reasons for utilizing Unrestricted Net Position in the proposed Annual Budget and or Capital Budget, i.e. rate stabilization, debt service reduction, to balance the budget, etc. If the Authority's budget anticipates a use of Unrestricted Net Position, this question must be answered. The Authority is utilizing \$30,000 in order to be able to minimally increase the rates for our customers, the Township of Middletown and Bayshore Regional Sewerage Authority & the Borough of Keansburg, which in turn helps to maintain their rates.
4. Identify any sources of funds transferred to the County/Municipality as a budget subsidy or a shared service payments, pilot payments, or other types of contracts or agreements (Example to provide police services to the Authority etc. and explain the reason for the transfer (i.e.: to balance the County/Municipality budget, etc.). N/A
5. The proposed budget must not reflect an anticipated deficit from 2021/2021-2022 operations. If there exists an accumulated deficit from prior years' budgets (and funding is included in the proposed budget as a result of a prior deficit) explain the funding plan to eliminate said deficit (N.J.S.A. 40A:5A-12). If the Authority has a net deficit reported in its most recent audit, it must provide a deficit reduction plan in response to this question.

**(Prepare a response to deficits in most recent audit report pertaining to Deficits to Unrestricted Net Position caused by recording Pension and Post-Employment Benefits liabilities as required by GASB 68 and GASB 75) and similar types of deficits in the audit report. How would these deficits be funded?**

6. Attach a schedule of the Authority's existing rate structure (connection fees, parking fees, service charges, etc.) **if it has been changed since the prior year budget submission** and a schedule of the proposed rate structure for the upcoming fiscal year. Explain any proposed changes in the rate structure and attach the resolution approving the change in the rate structure, if applicable. (If no changes to fees or rates indicate (**Answer as "Rates Are Staying the Same"**) Customers are billed based on the actual flows. Estimated billing based on prior 12 months flows is used and the when the calendar year is over and the actual flows are final then a billing adjustment is done for the exact flow and rate.

N-1 #6

Monmouth County Bayshore Outfall Authority Customer Authority Billing

	BRSA	TOMSA	KEANSBURG	TOTAL	BUDGET
2010 Actual	\$924,394.44	46.82%	\$813,842.56	100%	\$1,738,237.00
2011 Actual	\$944,743.46	46.63%	\$825,433.54	100%	\$1,770,177.00
2012 Actual	\$893,006.56	44.15%	\$741,638.44	100%	\$1,646,168.00
2013 Actual	\$925,535.34	44.383%	\$745,477.28	100%	\$1,679,646.00
2014 Actual	\$944,357.80	44.40%	\$760,970.71	100%	\$1,713,898.00
2015 Actual	\$957,598.98	45.90%	\$819,421.95	100%	\$ 1,785,233.00
2016 Actual	\$952,335.20	46.37%	\$832,449.54	100%	\$1,795,233.00
2017 Actual	\$972,016.78	46.484%	\$851,517.62	100%	\$1,831,851.00
2018 Actual	\$983,506.73	46.44%	\$859,342.48	100%	\$1,850,436.00
2019 Actual	\$993,305.33	46.53%	\$872,047.11	100%	\$1,874,161.00
2020 Actual	\$994,105.39	46.99%	\$889,432.83	100%	\$1,892,813.00
Estimated					
2021 Billing	\$1,011,132.97	46.37%	\$881,983.37	100%	\$1,902,056.00
current	51.36%	45.17%	0.47%		
Estimated					
2022 Billing	\$983,837.78	48.17%	\$922,731.03	100%	\$1,915,572.00

Customer rates are based on budget times the current flows from the previous 12 months. Actual billing is adjusted in January of the following year based on actual flows.

# MONMOUTH COUNTY BAYSHORE OUTFALL AUTHORITY

N-1  
#6

## OCTOBER 2020-SEPTEMBER 2021 FLOW TOTALS

	<i>UNION BEACH</i>		<i>BELFORD</i>		<i>KEANSBURG</i>		<i>TOTAL</i>
	<i>FLOW</i>	<i>PERCENT</i>	<i>FLOW</i>	<i>PERCENT</i>	<i>FLOW</i>	<i>PERCENT</i>	
<i>OCTOBER 2020</i>	226.987	51.90%	208.373	47.64%	2.001264	0.46%	437.361
<i>NOVEMBER 2020</i>	233.896	51.73%	216.535	47.89%	1.734560	0.38%	452.166
<i>DECEMBER 2020</i>	258.423	50.79%	248.303	48.80%	2.082640	0.41%	508.809
<i>JANUARY 2021</i>	245.961	50.42%	240.214	49.24%	1.671024	0.34%	487.846
<i>FEBRUARY 2021</i>	244.245	51.43%	229.266	48.27%	1.411808	0.30%	474.923
<i>MARCH 2021</i>	264.850	50.29%	260.586	49.48%	1.239616	0.24%	526.676
<i>APRIL 2021</i>	238.407	50.08%	234.744	49.31%	2.898656	0.61%	476.050
<i>MAY 2021</i>	232.230	51.61%	215.500	47.89%	2.259840	0.50%	449.990
<i>JUNE 2021</i>	220.144	51.44%	204.150	47.71%	3.630208	0.85%	427.924
<i>JULY 2021</i>	248.635	52.61%	221.351	46.83%	2.652496	0.56%	472.638
<i>AUGUST 2021</i>	236.866	53.04%	206.949	46.34%	2.806912	0.63%	446.622
<i>SEPTEMBER 2021</i>	257.781	54.85%	209.189	44.51%	2.972640	0.63%	469.943
<b>TOTALS</b>	<b>2650.644</b>	<b>51.36%</b>	<b>2485.971</b>	<b>48.17%</b>	<b>24.389</b>	<b>0.47%</b>	<b>5161.004</b>
<b>MINIMUM</b>	<b>220.144000</b>	<b>51.73%</b>	<b>204.150000</b>	<b>47.98%</b>	<b>1.239616</b>	<b>0.29%</b>	<b>425.534</b>
<b>AVERAGE</b>	<b>240.967636</b>	<b>51.36%</b>	<b>225.997364</b>	<b>48.17%</b>	<b>2.217184</b>	<b>0.47%</b>	<b>469.182</b>
<b>MAXIMUM</b>	<b>264.850000</b>	<b>50.06%</b>	<b>260.586000</b>	<b>49.25%</b>	<b>3.630208</b>	<b>0.69%</b>	<b>529.066</b>

## AUTHORITY CONTACT INFORMATION 2022 (2022-2023)

Please complete the following information regarding this Authority. All information requested below must be completed.

<b>Name of Authority:</b>	Monmouth County Bayshore Outfall Authority		
<b>Federal ID Number:</b>	221949477		
Address:	P.O. Box 184 200 Harbor Way		
City, State, Zip:	Belford	N.J.	07718
Phone: (ext.)	732-495-2100	Fax:	732-495-6808

<b>Preparer's Name:</b>	Barbara J. Vilanova		
Preparer's Address:	P.O. Box 184 200 Harbor Way		
City, State, Zip:	Belford	N.J.	07718
Phone: (ext.)	732-495-2100	Fax:	732-495-6808
E-mail:	bayshoreoutfall@yahoo.com		

<b>Chief Executive Officer:(1)</b>	Michael C. Sachs		
(1) Or person who performs these functions under another Title			
Phone: (ext.)	732-495-2100	Fax:	732-495-6808
E-mail:	bayshoreoutfall@yahoo.com		

<b>Chief Financial Officer(1)</b>	None		
(1) Or person who performs these functions under another Title			
Phone: (ext.)		Fax:	
E-mail:			

<b>Name of Auditor:</b>	Robert Allison		
Name of Firm:	Holman Frenia Allison		
Address:	680 Hooper Avenue Bldg. B		
City, State, Zip:	Toms River	N.J.	08753
Phone: (ext.)	732-797-1333	Fax:	732-747-8844
E-mail:	BALLISON@hfacpas.com		

# AUTHORITY INFORMATIONAL QUESTIONNAIRE

## Monmouth County Bayshore Outfall Authority

FISCAL YEAR: FROM: January 1, 2022 TO: December 31, 2022

Answer all questions below completely and attach additional information as required.

- 1) Provide the number of individuals employed in (Use Most Recent W-3 Available 2019 or 2020) as reported on the Authority's Form W-3, Transmittal of Wage and Tax Statements: 21
- 2) Provide the amount of total salaries and wages as reported on the Authority's Form W-3, (Use Most Recent W-3 Available 2019 or 2020) Transmittal of Wage and Tax Statements: 513,133.14
- 3) Provide the number of regular voting members of the governing body: 9 (Even if not all commissioners have been appointed (Total Commissioners are either 5 or 7 (**Regional Authorities may have more than 7 members**)) s per statute for your Authority)
- 4) Provide the number of alternate voting members of the governing body: 0 (Maximum is 2)
- 5) Did any person listed on Page N-4 have a family or business relationship with any other person listed on Page N-4 during the current fiscal year? No If "yes," attach a description of the relationship including the names of the individuals involved and their positions at the Authority.
- 6) Did all individuals that were required to file a Financial Disclosure Statement for the current fiscal year (Most Recent Filing that March 31, 2020 or 2021 deadline has passed 2020 or 2021) because of their relationship with the Authority file the form as required? (Checked to see if individuals actually filed at <http://www.state.nj.us/dca/divisions/dlgs/resources/fds.html> before answering) Yes If "no," provide a list of those individuals who failed to file a Financial Disclosure Statement and an explanation as to the reason for their failure to file.
- 7) Does the Authority have any amounts receivable from current or former commissioners, officers, key employees or highest compensated employees? No If "yes," attach a list of those individuals, their position, the amount receivable, and a description of the amount due to the Authority.
- 8) Was the Authority a party to a business transaction with one of the following parties:
  - a. A current or former commissioner, officer, key employee, or highest compensated employee? No
  - b. A family member of a current or former commissioner, officer, key employee, or highest compensated employee? No
  - c. An entity of which a current or former commissioner, officer, key employee, or highest compensated employee (or family member thereof) was an officer or direct or indirect owner? NoIf the answer to any of the above is "yes," attach a description of the transaction including the name of the commissioner, officer, key employee, or highest compensated employee (or family member thereof) of the Authority; the name of the entity and relationship to the individual or family member; the amount paid; and whether the transaction was subject to a competitive bid process.
- 9) Did the Authority during the most recent fiscal year pay premiums, directly or indirectly, on a personal benefit contract? A personal benefit contract is generally any life insurance, annuity, or endowment contract that benefits, directly or indirectly, the transferor, a member of the transferor's family, or any other person designated by the transferor. No If "yes," attach a description of the arrangement, the premiums paid, and indicate the beneficiary of the contract.
- 10) Explain the Authority's process for determining compensation for all persons listed on Page N-4. Include whether the Authority's process includes any of the following: 1) review and approval by the commissioners or a committee thereof; 2) study or survey of compensation data for comparable positions in similarly sized entities; 3) annual or periodic performance evaluation; 4) independent compensation consultant; and/or 5) written employment contract. **Attach a narrative of your Authorities procedures for all individuals listed on Page N-4 (2 of 2).**



- 11) Did the Authority pay for meals or catering during the current fiscal year? Yes *If "yes," attach a detailed list of all meals and/or catering invoices for the current fiscal year and provide an explanation for each expenditure listed.*
- 12) Did the Authority pay for travel expenses for any employee or individual listed on Page N-4? No *If "yes," **attach a detailed list of all travel expenses** for the current fiscal year and provide an explanation for each expenditure listed.*
- 13) Did the Authority provide any of the following to or for a person listed on Page N-4 or any other employee of the Authority?
- a. First class or charter travel No
  - b. Travel for companions No
  - c. Tax indemnification and gross-up payments No
  - d. Discretionary spending account No
  - e. Housing allowance or residence for personal use No
  - f. Payments for business use of personal residence No
  - g. Vehicle/auto allowance or vehicle for personal use No
  - h. Health or social club dues or initiation fees No
  - i. Personal services (i.e.: maid, chauffeur, chef) No
- If the answer to any of the above is "yes," attach a description of the transaction including the name and position of the individual and the amount expended.*
- 14) Did the Authority follow a written policy regarding payment or reimbursement for expenses incurred by employees and/or commissioners during the course of Authority business and does that policy require substantiation of expenses through receipts or invoices prior to reimbursement? Yes *If "no," attach an explanation of the Authority's process for reimbursing employees and commissioners for expenses. (If your authority does not allow for reimbursements indicate that in answer)*
- 15) Did the Authority make any payments to current or former commissioners or employees for severance or termination? No *If "yes," attach explanation including amount paid.*
- 16) Did the Authority make any payments to current or former commissioners or employees that were contingent upon the performance of the Authority or that were considered discretionary bonuses? No *If "yes," attach explanation including amount paid.*
- 17) Did the Authority comply with its Continuing Disclosure Agreements for all debt issuances outstanding by submitting its audited annual financial statements, annual operating data, and notice of material events to the Municipal Securities Rulemaking Board's Electronic Municipal Marketplace Access (EMMA) as required? N/A *If "no," attach a description of the Authority's plan to ensure compliance with its Continuing Disclosure Agreements in the future. (If no bonded Debt answer is Not Applicable). (New Jersey Infrastructure Trust Loans are not bonded debt of an Authority)*
- 18) Did the Authority receive any notices from the Department of Environmental Protection or any other entity regarding maintenance or repairs required to the Authority's systems to bring them into compliance with current regulations and standards that it has not yet taken action to remediate? No *If "yes," attach explanation as to why the Authority has not yet undertaken the required maintenance or repairs and describe the Authority's plan to address the conditions identified.*
- 19) Did the Authority receive any notices of fines or assessments from the Department of Environmental Protection or any other entity due to noncompliance with current regulations (i.e.: sewer overflow, etc.)? No *If "yes," attach a description of the event or condition that resulted in the fine or assessment and indicate the amount of the fine or assessment.*

Monmouth County Bayshore Outfall Authority

N-3

#10) Compensation for Commissioners and employees is determined using a salary resolution which is voted on by the board. Employees are subject to periodic performance evaluations. Commissioners are appointed by the Monmouth County Board of Chosen Freeholders.



Authority Schedule of Commissioners, Officers, Key Employees, Highest Compensated Employees and Independent Contractors (Continued)

Momnouth County Bayshore Outfall Authority

December 31, 2022

For the Period January 1, 2022 to December 31, 2022

A B C D E F G H I J K L M N O P Q R S T

Position (Can Check more than 1 Column for each person)

Reportable Compensation from Authority (W-2/1099)

Name	Title	Average Hours per Week Dedicated to Position	Commissioner	Officer	Key Employee	Highest Compensated Employee	Former	Base Salary/Stipend	Bonus	Other (auto allowance, expense account, payment in lieu of health benefits, etc.)	Estimated amount of other compensation from the Authority (health benefits, pension, etc.)	Total Compensation from Authority	Names of Other Public Entities where Individual is an Employee or Member of the Governing Body (1) See note below	Positions held at Other Public Entities Listed in Column O	Average Hours per Week Dedicated to Other Public Entities Listed in Column O	Reportable Compensation from Other Public Entities (W-2/1099)	Estimated amount of other compensation from Other Public Entities (health benefits, pension, payment in lieu of health benefits, etc.)	Total Compensation All Public Entities
1 Michael Sachs	Chairman	10	X					5,000				5,000	Hazlet Township	Deputy Mayor	20	4,700		9,700
2 John T. Sodon	Vice-Chairman	2	X					4,500				4,500	Hazlet Township	Deputy Mayor	20	4,700		9,200
3 Harry Aumack	Commissioner							4,300				4,300	Middletown Fire Dept.	Vice-President				4,300
4 Mary Foley	Commissioner							4,300				4,300	None					4,300
5 Rocco Improveduto	Commissioner							4,300				4,300	Keansburg Housing Authority					4,300
6 Michael Kalaka	Commissioner							4,300				4,300	Republican Committee	Vice-President				4,300
7 Thomas Knox	Commissioner							4,300				4,300	None					4,300
8 Albert Lewandowski	Commissioner							4,300				4,300	Union Beach Borough	Councilman	10	5,200		9,500
9 Gus Toomey III	Commissioner							4,300				4,300	None					4,300
10 Edward Tuberon	Operations Manager	40			X			116,189	5,200		22,229	143,618	Hazlet Township	C4 Operator	1	5,000		148,618
11 Barbara Villanova	Office Manager/Sec.	37.5	X					72,911			24,082	96,993	None					96,993
12												0	0					0
13												0	0					0
14												0	0					0
15												0	0					0
Total:								\$ 228,700	\$ 5,200	\$ -	\$ 46,311	\$ 280,211				\$ 14,900	\$ -	\$ 295,111

(1) Insert "None" in this column for each individual that does not hold a position with another Public Entity

# Schedule of Health Benefits - Detailed Cost Analysis

Monmouth County Bayshore Outfall Authority  
 For the Period January 1, 2022 to December 31, 2022

If Not Applicable X this box Below

	Annual Cost		# of Covered Members (Medical & Rx)	# of Covered Members (Medical & Rx)	Total Cost Estimate Proposed Budget	Annual Cost per Employee Current Year	Total Prior year Year Cost	\$ Increase (Decrease)	% Increase (Decrease)
	Proposed Budget	Employee Proposed Budget							
<b>Active Employees - Health Benefits - Annual Cost</b>									
Single Coverage	2	\$ 11,725	2	2	\$ 23,450	\$ 11,271	\$ 22,542	\$ 908	4.0%
Parent & Child	1	20,988	1	1	20,988	20,174	20,174	814	4.0%
Employee & Spouse (or Partner)	2	23,451	2	2	46,902	22,541	45,082	1,820	4.0%
Family	2	32,714	2	2	65,428	31,445	62,890	2,538	4.0%
Employee Cost Sharing Contribution (enter as negative - )		(32,076)					(30,832)	(1,244)	4.0%
<b>Subtotal</b>	<b>7</b>	<b>124,692</b>	<b>7</b>	<b>7</b>	<b>124,692</b>	<b>119,856</b>	<b>119,856</b>	<b>4,836</b>	<b>4.0%</b>
<b>Commissioners - Health Benefits - Annual Cost</b>									
Single Coverage									#DIV/0!
Parent & Child									#DIV/0!
Employee & Spouse (or Partner)									#DIV/0!
Family									#DIV/0!
Employee Cost Sharing Contribution (enter as negative - )									#DIV/0!
<b>Subtotal</b>	<b>0</b>	<b>-</b>	<b>0</b>	<b>0</b>	<b>-</b>	<b>-</b>	<b>-</b>	<b>-</b>	<b>#DIV/0!</b>
<b>Retirees - Health Benefits - Annual Cost</b>									
Single Coverage									#DIV/0!
Parent & Child									#DIV/0!
Employee & Spouse (or Partner)									#DIV/0!
Family									#DIV/0!
Employee Cost Sharing Contribution (enter as negative - )									#DIV/0!
<b>Subtotal</b>	<b>0</b>	<b>-</b>	<b>0</b>	<b>0</b>	<b>-</b>	<b>-</b>	<b>-</b>	<b>-</b>	<b>#DIV/0!</b>
<b>GRAND TOTAL</b>	<b>7</b>	<b>\$ 124,692</b>	<b>7</b>	<b>7</b>	<b>\$ 124,692</b>	<b>\$ 119,856</b>	<b>\$ 119,856</b>	<b>\$ 4,836</b>	<b>4.0%</b>

Is medical coverage provided by the SHBP (Yes or No)? (Place Answer in Box)  YES  No  
 Is prescription drug coverage provided by the SHBP (Yes or No)? (Place Answer in Box)  YES  No

**Note: Remember to Enter an amount in rows for Employee Cost Sharing**

# Schedule of Accumulated Liability for Compensated Absences

Monmouth County Bayshore Outfall Authority

For the Period

January 1, 2021

to

December 31, 2021

Complete the below table for the Authority's accrued liability for compensated absences.

*X Box if Authority has no Compensated Absences*

Individuals Eligible for Benefit	Gross Days of Accumulated Compensated Absences at End of Last Issued Audit Report	Dollar Value of Accrued Compensated Absence Liability	Approved Labor Agreement	Resolution	Individual Employment Agreement
Tuberion, Edward	200	\$ 38,454	<input checked="" type="checkbox"/>	<input checked="" type="checkbox"/>	
Chrzan, Robert	200	22,137	<input type="checkbox"/>	<input checked="" type="checkbox"/>	
Dickie, Michael	200	25,138	<input type="checkbox"/>	<input checked="" type="checkbox"/>	
Roche, John	49	4,043	<input type="checkbox"/>	<input checked="" type="checkbox"/>	
Vilanova, Barbara	78.5	8,969	<input type="checkbox"/>	<input checked="" type="checkbox"/>	
<b>Total liability for accumulated compensated absences at beginning of current year</b>		<u>\$ 98,741</u>			

Legal Basis for Benefit  
(check applicable items)

The total Amount Should agree to most recently issued audit report for the Authority

AUDIT OF 2020

# Schedule of Shared Service Agreements

For the Period Monmouth County Bayshore Outfall Authority  
 January 1, 2022 to December 31, 2022

If No Shared Services X this Box

Enter the shared service agreements that the Authority currently engages in and identify the amount that is received/paid for those services.

Name of Entity Providing Service	Name of Entity Receiving Service	Type of Shared Service Provided	Comments (Enter more specifics if needed)	Agreement Effective Date	Agreement End Date	Amount to be Received by/ Paid from Authority
Township of Middletown Sewerage Authority	Monmouth County Bayshore Outfall Authority	purchase of unleaded fuel	TOMSA bills the Authority for the exact cost of the Fuel	8/20/2007		exact cost
Monmouth County	Monmouth County Bayshore Outfall Authority	purchase of unleaded fuel	The county bills the Authority for the exact cost of fuel. TOMSA took their tank out of service to remove the UST and go to an above ground tank so the Authority entered an agreement with the County.	3/16/2020		exact cost
Monmouth County Bayshore Outfall Authority	Monmouth County Belford Ferry Terminal	First responders/monitors of the Belford Ferry Pump Station		3/15/2020		\$1,200.00

**2022 (2022-2023) AUTHORITY BUDGET**

**Financial Schedules Section**



# SUMMARY

Monmouth County Bayshore Outfall Authority  
 For the Period January 1, 2022 to December 31, 2022

	<b>FY 2022 Proposed Budget</b>				<b>FY 2021 Adopted Budget</b>		<b>\$ Increase (Decrease) Proposed vs. Adopted</b>	<b>% Increase (Decrease) Proposed vs. Adopted</b>
	Water	Operation #Z	N/A	N/A	Total All Operations	Total All Operations		
<b>REVENUES</b>								
Total Operating Revenues	\$ 2,031,772	\$ -	\$ -	\$ -	\$ 2,031,772	\$ 2,003,256	\$ 28,516	1.4%
Total Non-Operating Revenues	4,000	-	-	-	4,000	11,000	(7,000)	-63.6%
Total Anticipated Revenues	<u>2,035,772</u>	<u>-</u>	<u>-</u>	<u>-</u>	<u>2,035,772</u>	<u>2,014,256</u>	<u>21,516</u>	<u>1.1%</u>
<b>APPROPRIATIONS</b>								
Total Administration	266,861	-	-	-	266,861	262,732	4,129	1.6%
Total Cost of Providing Services	1,374,086	-	-	-	1,374,086	1,349,350	24,736	1.8%
Total Principal Payments on Debt Service in Lieu of Depreciation	244,374	-	-	-	244,374	242,024	2,350	1.0%
Total Operating Appropriations	1,885,321	-	-	-	1,885,321	1,854,106	31,215	1.7%
Total Interest Payments on Debt	40,451	-	-	-	40,451	50,150	(9,699)	-19.3%
Total Other Non-Operating Appropriations	110,000	-	-	-	110,000	110,000	-	0.0%
Total Non-Operating Appropriations	150,451	-	-	-	150,451	160,150	(9,699)	-6.1%
Accumulated Deficit	-	-	-	-	-	-	-	#DIV/0!
Total Appropriations and Accumulated Deficit	2,035,772	-	-	-	2,035,772	2,014,256	21,516	1.1%
Less: Total Unrestricted Net Position Utilized	-	-	-	-	-	-	-	#DIV/0!
Net Total Appropriations	<u>2,035,772</u>	<u>-</u>	<u>-</u>	<u>-</u>	<u>2,035,772</u>	<u>2,014,256</u>	<u>21,516</u>	<u>1.1%</u>
<b>ANTICIPATED SURPLUS (DEFICIT)</b>	<u>\$ -</u>	<u>\$ -</u>	<u>\$ -</u>	<u>\$ -</u>	<u>\$ -</u>	<u>\$ -</u>	<u>\$ -</u>	<u>#DIV/0!</u>

## Revenue Schedule

Monmouth County Bayshore Outfall Authority  
For the Period January 1, 2022 to December 31, 2022

	<b>FY 2022 Proposed Budget</b>						<b>FY 2021 Adopted Budget</b>	<b>\$ Increase (Decrease) Proposed vs. Adopted</b>	<b>% Increase (Decrease) Proposed vs. Adopted</b>
	Water	Operation #2	N/A	N/A	N/A	N/A	Total All Operations	Total All Operations	All Operations
<b>OPERATING REVENUES</b>									
<i>Service Charges</i>									
Residential						\$ -	\$ -	\$ -	#DIV/0!
Business/Commercial						-	-	-	#DIV/0!
Industrial						-	-	-	#DIV/0!
Intergovernmental	1,915,572					1,915,572	1,902,056	13,516	0.7%
Other						-	-	-	#DIV/0!
<b>Total Service Charges</b>	<b>1,915,572</b>	-	-	-	-	<b>1,915,572</b>	<b>1,902,056</b>	<b>13,516</b>	<b>0.7%</b>
<i>Connection Fees</i>									
Residential						-	-	-	#DIV/0!
Business/Commercial						-	-	-	#DIV/0!
Industrial						-	-	-	#DIV/0!
Intergovernmental						-	-	-	#DIV/0!
Other						-	-	-	#DIV/0!
<b>Total Connection Fees</b>	-	-	-	-	-	-	-	-	#DIV/0!
<i>Parking Fees</i>									
Meters						-	-	-	#DIV/0!
Permits						-	-	-	#DIV/0!
Fines/Penalties						-	-	-	#DIV/0!
Other						-	-	-	#DIV/0!
<b>Total Parking Fees</b>	-	-	-	-	-	-	-	-	#DIV/0!
<i>Other Operating Revenues (List)</i>									
Sale of Solar Energy Renewable Credits	115,000					115,000	100,000	15,000	15.0%
First Responder Shared Service Agree.	1,200					1,200	1,200	-	0.0%
Type in (Grant, Other Rev)						-	-	-	#DIV/0!
Type in (Grant, Other Rev)						-	-	-	#DIV/0!
Type in (Grant, Other Rev)						-	-	-	#DIV/0!
Type in (Grant, Other Rev)						-	-	-	#DIV/0!
Type in (Grant, Other Rev)						-	-	-	#DIV/0!
Type in (Grant, Other Rev)						-	-	-	#DIV/0!
Type in (Grant, Other Rev)						-	-	-	#DIV/0!
Type in (Grant, Other Rev)						-	-	-	#DIV/0!
Type in (Grant, Other Rev)						-	-	-	#DIV/0!
<b>Total Other Revenue</b>	<b>116,200</b>	-	-	-	-	<b>116,200</b>	<b>101,200</b>	<b>15,000</b>	<b>14.8%</b>
<b>Total Operating Revenues</b>	<b>2,031,772</b>	-	-	-	-	<b>2,031,772</b>	<b>2,003,256</b>	<b>28,516</b>	<b>1.4%</b>
<b>NON-OPERATING REVENUES</b>									
<i>Other Non-Operating Revenues (List)</i>									
Interest Earned	4,000					4,000	-	4,000	#DIV/0!
Type in						-	-	-	#DIV/0!
Type in						-	-	-	#DIV/0!
Type in						-	-	-	#DIV/0!
Type in						-	-	-	#DIV/0!
Type in						-	-	-	#DIV/0!
<b>Total Other Non-Operating Revenue</b>	<b>4,000</b>	-	-	-	-	<b>4,000</b>	-	<b>4,000</b>	#DIV/0!
<i>Interest on Investments &amp; Deposits (List)</i>									
Interest Earned						-	11,000	(11,000)	-100.0%
Penalties						-	-	-	#DIV/0!
Other						-	-	-	#DIV/0!
<b>Total Interest</b>	-	-	-	-	-	-	<b>11,000</b>	<b>(11,000)</b>	<b>-100.0%</b>
<b>Total Non-Operating Revenues</b>	<b>4,000</b>	-	-	-	-	<b>4,000</b>	<b>11,000</b>	<b>(7,000)</b>	<b>-63.6%</b>
<b>TOTAL ANTICIPATED REVENUES</b>	<b>\$ 2,035,772</b>	<b>\$ -</b>	<b>\$ -</b>	<b>\$ -</b>	<b>\$ -</b>	<b>\$ 2,035,772</b>	<b>\$ 2,014,256</b>	<b>\$ 21,516</b>	<b>1.1%</b>

# Prior Year Adopted Revenue Schedule

## Monmouth County Bayshore Outfall Authority

### FY 2021 Adopted Budget

	Operation						Total All Operations
	Water	#2	N/A	N/A	N/A	N/A	
<b>OPERATING REVENUES</b>							
<i>Service Charges</i>							
Residential							\$ -
Business/Commercial							-
Industrial							-
Intergovernmental							1,902,056
Other							-
Total Service Charges	1,902,056	-	-	-	-	-	1,902,056
<i>Connection Fees</i>							
Residential							-
Business/Commercial							-
Industrial							-
Intergovernmental							-
Other							-
Total Connection Fees	-	-	-	-	-	-	-
<i>Parking Fees</i>							
Meters							-
Permits							-
Fines/Penalties							-
Other							-
Total Parking Fees							-
<i>Other Operating Revenues (List)</i>							
Sale of Solar Energy Renewable Credits	100,000						100,000
1st Responder Shared Service Agree.	1,200						-
Type in (Grant, Other Rev)	-						
Type in (Grant, Other Rev)	-						
Type in (Grant, Other Rev)	-						
Type in (Grant, Other Rev)	-						
Type in (Grant, Other Rev)	-						
Type in (Grant, Other Rev)	-						
Type in (Grant, Other Rev)	-						
Type in (Grant, Other Rev)	-						
Total Other Revenue	101,200	-	-	-	-	-	101,200
Total Operating Revenues	2,003,256	-	-	-	-	-	2,003,256
<b>NON-OPERATING REVENUES</b>							
<i>Other Non-Operating Revenues (List)</i>							
Type in							-
Type in							-
Type in							-
Type in							-
Type in							-
Type in							-
Total Other Non-Operating Revenues	-	-	-	-	-	-	-
<i>Interest on Investments &amp; Deposits</i>							
Interest Earned							11,000
Penalties							-
Other							-
Total Interest	11,000	-	-	-	-	-	11,000
Total Non-Operating Revenues	11,000	-	-	-	-	-	11,000
<b>TOTAL ANTICIPATED REVENUES</b>	<b>\$ 2,014,256</b>	<b>\$ -</b>	<b>\$ -</b>	<b>\$ -</b>	<b>\$ -</b>	<b>\$ -</b>	<b>\$ 2,014,256</b>

## Appropriations Schedule

Monmouth County Bayshore Outfall Authority  
For the Period January 1, 2022 to December 31, 2022

	<b>FY 2022 Proposed Budget</b>						<b>FY 2021 Adopted Budget</b>	<b>\$ Increase (Decrease) Proposed vs. Adopted</b>	<b>% Increase (Decrease) Proposed vs. Adopted</b>	
	Operation					Total All	Total All	All Operations	All Operations	
	Water	#2	N/A	N/A	N/A	N/A	Operations	Operations	Operations	
<b>OPERATING APPROPRIATIONS</b>										
<i>Administration - Personnel</i>										
Salary & Wages	\$ 120,904					\$ 120,904	\$ 119,433	\$ 1,471	1.2%	
Fringe Benefits	44,207					44,207	42,549	1,658	3.9%	
Total Administration - Personnel	165,111	-	-	-	-	165,111	161,982	3,129	1.9%	
<i>Administration - Other (List)</i>										
Professional Services	82,000					82,000	81,000	1,000	1.2%	
Payroll Processing	1,750					1,750	1,750	-	0.0%	
Subscription, Dues, Seminars	7,000					7,000	7,000	-	0.0%	
Administrative Expenses	10,000					10,000	10,000	-	0.0%	
Miscellaneous Administration*	1,000					1,000	1,000	-	0.0%	
Total Administration - Other	101,750	-	-	-	-	101,750	100,750	1,000	1.0%	
Total Administration	266,861	-	-	-	-	266,861	262,732	4,129	1.6%	
<i>Cost of Providing Services - Personnel</i>										
Salary & Wages	455,009					455,009	444,692	10,317	2.3%	
Fringe Benefits	260,669					260,669	256,250	4,419	1.7%	
Total COPS - Personnel	715,678	-	-	-	-	715,678	700,942	14,736	2.1%	
<i>Cost of Providing Services - Other (List)</i>										
Utilities/Phones	172,000					172,000	172,000	-	0.0%	
NJDEP Permits	117,000					117,000	117,000	-	0.0%	
Outside Laboratory cost & lab supplies	73,000					73,000	73,000	-	0.0%	
Insurance	51,000					51,000	48,000	3,000	6.3%	
Miscellaneous COPS*	245,408					245,408	238,408	7,000	2.9%	
Total COPS - Other	658,408	-	-	-	-	658,408	648,408	10,000	1.5%	
Total Cost of Providing Services	1,374,086	-	-	-	-	1,374,086	1,349,350	24,736	1.8%	
Total Principal Payments on Debt Service in Lieu of Depreciation	244,374	-	-	-	-	244,374	242,024	2,350	1.0%	
Total Operating Appropriations	1,885,321	-	-	-	-	1,885,321	1,854,106	31,215	1.7%	
<b>NON-OPERATING APPROPRIATIONS</b>										
Total Interest Payments on Debt	40,451	-	-	-	-	40,451	50,150	(9,699)	-19.3%	
Operations & Maintenance Reserve	100,000					100,000	100,000	-	0.0%	
Renewal & Replacement Reserve	10,000					10,000	10,000	-	0.0%	
Municipality/County Appropriation						-	-	-	#DIV/0!	
Other Reserves						-	-	-	#DIV/0!	
Total Non-Operating Appropriations	150,451	-	-	-	-	150,451	160,150	(9,699)	-6.1%	
<b>TOTAL APPROPRIATIONS</b>	<b>2,035,772</b>	<b>-</b>	<b>-</b>	<b>-</b>	<b>-</b>	<b>2,035,772</b>	<b>2,014,256</b>	<b>21,516</b>	<b>1.1%</b>	
<b>ACCUMULATED DEFICIT</b>						<b>-</b>	<b>-</b>	<b>-</b>	<b>#DIV/0!</b>	
<b>TOTAL APPROPRIATIONS &amp; ACCUMULATED DEFICIT</b>	<b>2,035,772</b>	<b>-</b>	<b>-</b>	<b>-</b>	<b>-</b>	<b>2,035,772</b>	<b>2,014,256</b>	<b>21,516</b>	<b>1.1%</b>	
<b>UNRESTRICTED NET POSITION UTILIZED</b>										
Municipality/County Appropriation						-	-	-	#DIV/0!	
Other						-	-	-	#DIV/0!	
Total Unrestricted Net Position Utilized						-	-	-	#DIV/0!	
<b>TOTAL NET APPROPRIATIONS</b>	<b>\$ 2,035,772</b>	<b>\$ -</b>	<b>\$ -</b>	<b>\$ -</b>	<b>\$ -</b>	<b>\$ -</b>	<b>\$ 2,035,772</b>	<b>\$ 2,014,256</b>	<b>\$ 21,516</b>	<b>1.1%</b>

\* Miscellaneous line items may not exceed 5% of total operating appropriations shown below. If amount in miscellaneous is greater than the amount shown below, then the line item must be itemized above.

5% of Total Operating Appropriations \$ 94,266.05 \$ - \$ - \$ - \$ - \$ - \$ 94,266.05

MONMOUTH COUNTY BAYSHORE OUTFALL AUTHORITY

	2022	2021
	<u>Proposed Budget</u>	<u>Current Budget</u>
<u>MISCELLANEOUS COPS</u>		
Facility Maintenance	5,000	5,000
Quarterly Meter calibrations	6,000	6,000
Vehicle Repairs & Gas	8,000	8,000
Diesel Fuel Oil/Natural Gas	15,000	15,000
Slump block/Outfall Inspections	22,000	20,000
Pump Station Supplies	23,200	23,200
Pump Station Repairs	45,000	45,000
Solar System- Maint/Repairs	61,208	61,208
HVAC		55,000
Parking Lot/Windows	60,000	
	245,408	238,408

7.4

# Prior Year Adopted Appropriations Schedule

## Monmouth County Bayshore Outfall Authority

	<i>FY 2021 Adopted Budget</i>						Total All Operations
	Water	Operation #2	N/A	N/A	N/A	N/A	
<b>OPERATING APPROPRIATIONS</b>							
<i>Administration - Personnel</i>							
Salary & Wages	\$ 119,433						\$ 119,433
Fringe Benefits	42,549						42,549
Total Administration - Personnel	161,982	-	-	-	-	-	161,982
<i>Administration - Other (List)</i>							
Professional Services	81,000						81,000
Payroll Processing	1,750						1,750
Subscriptions, Dues, Seminars	7,000						7,000
Administrative	10,000						10,000
Miscellaneous Administration*	1,000						1,000
Total Administration - Other	100,750	-	-	-	-	-	100,750
Total Administration	262,732	-	-	-	-	-	262,732
<i>Cost of Providing Services - Personnel</i>							
Salary & Wages	444,692						444,692
Fringe Benefits	256,250						256,250
Total COPS - Personnel	700,942	-	-	-	-	-	700,942
<i>Cost of Providing Services - Other (List)</i>							
Utilities	172,000						172,000
NJDEP Permit	117,000						117,000
Outside laboratory cost & lab supplies	73,000						73,000
Insurance	48,000						48,000
Miscellaneous COPS*	238,408						238,408
Total COPS - Other	648,408	-	-	-	-	-	648,408
Total Cost of Providing Services	1,349,350	-	-	-	-	-	1,349,350
Total Principal Payments on Debt Service in Lieu of Depreciation	242,024	-	-	-	-	-	242,024
Total Operating Appropriations	1,854,106	-	-	-	-	-	1,854,106
<b>NON-OPERATING APPROPRIATIONS</b>							
Total Interest Payments on Debt	50,150	-	-	-	-	-	50,150
Operations & Maintenance Reserve	100,000						100,000
Renewal & Replacement Reserve	10,000						10,000
Municipality/County Appropriation							-
Other Reserves							-
Total Non-Operating Appropriations	160,150	-	-	-	-	-	160,150
<b>TOTAL APPROPRIATIONS</b>	2,014,256	-	-	-	-	-	2,014,256
<b>ACCUMULATED DEFICIT</b>							-
<b>TOTAL APPROPRIATIONS &amp; ACCUMULATED DEFICIT</b>	2,014,256	-	-	-	-	-	2,014,256
<b>UNRESTRICTED NET POSITION UTILIZED</b>							
Municipality/County Appropriation	-	-	-	-	-	-	-
Other							-
Total Unrestricted Net Position Utilized	-	-	-	-	-	-	-
<b>TOTAL NET APPROPRIATIONS</b>	\$ 2,014,256	\$ -	\$ -	\$ -	\$ -	\$ -	\$ 2,014,256

\* Miscellaneous line items may not exceed 5% of total operating appropriations shown below. If amount in miscellaneous is greater than the amount shown below, then the line item must be itemized above.

5% of Total Operating Appropriations     \$ 92,705.30     \$ -     \$ -     \$ -     \$ -     \$ -     \$ 92,705.30

# Debt Service Schedule - Principal

Monmouth County Bayshore Outfall Authority

If Authority has no debt X this box

		<i>Fiscal Year Ending in</i>							
		Proposed	2023	2024	2025	2026	2027	Thereafter	Total Principal Outstanding
Adopted Budget Year 2021	Budget Year 2022								
<i>Water</i>									
SERIES 2002	\$ 59,966	\$ 58,133							\$ 58,133
SERIES 2003	16,579	16,308							16,308
SERIES 2005	35,479	34,933	34,387	33,049	25,000				127,369
SERIES 2011	130,000	135,000	145,000	150,000	160,000	165,000			755,000
Total Principal	242,024	244,374	179,387	183,049	185,000	165,000			956,810
<i>Operation #2</i>									
Type in Issue Name									
Type in Issue Name									
Type in Issue Name									
Type in Issue Name									
Total Principal									
N/A									
Type in Issue Name									
Type in Issue Name									
Type in Issue Name									
Type in Issue Name									
Total Principal									
N/A									
Type in Issue Name									
Type in Issue Name									
Type in Issue Name									
Type in Issue Name									
Total Principal									
N/A									
Type in Issue Name									
Type in Issue Name									
Type in Issue Name									
Type in Issue Name									
Total Principal									
N/A									
Type in Issue Name									
Type in Issue Name									
Type in Issue Name									
Type in Issue Name									
Total Principal									
<b>TOTAL PRINCIPAL ALL OPERATIONS</b>	<b>\$ 242,024</b>	<b>\$ 244,374</b>	<b>\$ 179,387</b>	<b>\$ 183,049</b>	<b>\$ 185,000</b>	<b>\$ 165,000</b>	<b>\$ -</b>	<b>\$ -</b>	<b>\$ 956,810</b>

Indicate the Authority's most recent bond rating and the year of the rating by ratings service.

Moody's	Fitch	Standard & Poors
Not rated	Not rated	Not rated
Not rated	Not rated	Not rated

**Debt Service Schedule - Interest**  
Monmouth County Bayshore Outfall Authority

If Authority has no debt X this box

--

	Adopted Budget Year 2021	Fiscal Year Ending in					Total Interest Payments Outstanding
		Proposed Budget Year 2022	2023	2024	2025	2026	
<i>Water</i>							
SERIES 2002	\$ 3,412	\$ 1,663					\$ 1,663
SERIES 2003	925	475					475
SERIES 2005	4,813	3,938	3,062	2,188	1,094		10,282
SERIES 2011	41,000	34,375	27,376	20,031	10,093	6,251	98,126
Total Interest Payments	50,150	40,451	30,438	22,219	11,187	6,251	110,546
<i>Operation #2</i>							
Type in Issue Name	-	-	-	-	-	-	-
Type in Issue Name	-	-	-	-	-	-	-
Type in Issue Name	-	-	-	-	-	-	-
Type in Issue Name	-	-	-	-	-	-	-
Total Interest Payments	-	-	-	-	-	-	-
<i>N/A</i>							
Type in Issue Name	-	-	-	-	-	-	-
Type in Issue Name	-	-	-	-	-	-	-
Type in Issue Name	-	-	-	-	-	-	-
Type in Issue Name	-	-	-	-	-	-	-
Total Interest Payments	-	-	-	-	-	-	-
<i>N/A</i>							
Type in Issue Name	-	-	-	-	-	-	-
Type in Issue Name	-	-	-	-	-	-	-
Type in Issue Name	-	-	-	-	-	-	-
Type in Issue Name	-	-	-	-	-	-	-
Total Interest Payments	-	-	-	-	-	-	-
<i>N/A</i>							
Type in Issue Name	-	-	-	-	-	-	-
Type in Issue Name	-	-	-	-	-	-	-
Type in Issue Name	-	-	-	-	-	-	-
Type in Issue Name	-	-	-	-	-	-	-
Total Interest Payments	-	-	-	-	-	-	-
<i>TOTAL INTEREST ALL OPERATIONS</i>							
Total Interest Payments	\$ 50,150	\$ 40,451	\$ 30,438	\$ 22,219	\$ 11,187	\$ 6,251	\$ 110,546



REVISED F-8  
 BASED ON DRAFT  
 AUDIT OF 2020

## Net Position Reconciliation

Monmouth County Bayshore Outfall Authority  
 For the Period January 1, 2022 to December 31, 2022

### FY 2022 Proposed Budget

	Water	Operation #2	N/A	N/A	N/A	N/A	Total All Operations
TOTAL NET POSITION BEGINNING OF LATEST AUDIT REPORT YEAR(1)	\$ 4,085,320						\$ 4,085,320
Less: Invested in Capital Assets, Net of Related Debt (1)	3,422,710						3,422,710
Less: Restricted for Debt Service Reserve (1)	172,875						172,875
Less: Other Restricted Net Position (1)	100,000						100,000
Total Unrestricted Net Position (1)	389,735	-	-	-	-	-	389,735
Less: Designated for Non-Operating Improvements & Repairs							-
Less: Designated for Rate Stabilization							-
Less: Other Designated by Resolution							-
Plus: Accrued Unfunded Pension Liability (1)							-
Plus: Accrued Unfunded Other Post-Employment Benefit Liability (1)							-
Plus: Estimated Income (Loss) on Current Year Operations (2)							-
Plus: Other Adjustments (attach schedule)							-
<b>UNRESTRICTED NET POSITION AVAILABLE FOR USE IN PROPOSED BUDGET</b>	389,735	-	-	-	-	-	389,735
Unrestricted Net Position Utilized to Balance Proposed Budget	-	-	-	-	-	-	-
Unrestricted Net Position Utilized in Proposed Capital Budget	30,000	-	-	-	-	-	30,000
Appropriation to Municipality/County (3)	-	-	-	-	-	-	-
Total Unrestricted Net Position Utilized in Proposed Budget	30,000	-	-	-	-	-	30,000
<b>PROJECTED UNRESTRICTED UNDESIGNATED NET POSITION AT END OF YEAR</b>	\$ 359,735	\$ -	\$ -	\$ -	\$ -	\$ -	\$ 359,735
Last issued Audit Report (4)							

(1) Total of all operations for this line item must agree to audited financial statements.  
 (2) Include budgeted and unbudgeted use of unrestricted net position in the current year's operations.  
 (3) Amount may not exceed 5% of total operating appropriations. See calculation below.  
     Maximum Allowable Appropriation to Municipality/County \$ 94,266 \$ - \$ - \$ - \$ - \$ - \$ 94,266  
 (4) If Authority is projecting a deficit for any operation at the end of the budget period, the Authority must attach a statement explaining its plan to reduce the deficit, including the timeline for elimination of the deficit, if not already detailed in the budget narrative section.

*2022 (2022-2023)*  
Monmouth County  
Bayshore Outfall  
AUTHORITY

CAPITAL  
BUDGET/  
PROGRAM

# 2022 (2022-2022) CERTIFICATION OF AUTHORITY CAPITAL BUDGET/PROGRAM

## Monmouth County Bayshore Outfall Authority

**FISCAL YEAR: FROM:** January 1, 2022     **TO:** December 21, 2022

**enter X to the left if this paragraph is applicable**

It is hereby certified that the Authority Capital Budget/Program annexed hereto is a true copy of the Capital Budget/Program approved, pursuant to N.J.A.C. 5:31-2.2, along with the Annual Budget, by the governing body of the Monmouth County Bayshore Outfall Authority, on the 13th day of December, 2021.


**OR**

**enter X to the left if this paragraph is applicable**

It is hereby certified that the governing body of the \_\_\_\_\_ Authority have elected **NOT** to adopt a Capital Budget /Program for the aforesaid fiscal year, pursuant to N.J.A.C. 5:31-2.2 for the following reason(s):

\_\_\_\_\_

\_\_\_\_\_

Officer's Signature:			
Name:	Barbara J. Vilanova		
Title:	Secretary		
Address:	P.O. Box 184 200 Harbor Way Belford, NJ 07718		
Phone Number:	732-495-2100	Fax Number:	732-495-6808
E-mail address	bayshoreoutfall@yahoo.com		

# 2022 (2022-2023) CAPITAL BUDGET/PROGRAM MESSAGE

## Monmouth County Bayshore Outfall Authority

**FISCAL YEAR:**    **FROM:**    January 1, 2022    **TO:**    December 31, 2022

1. Has each municipality or county affected by the actions of the authority participated in the development of the capital plan and reviewed or approved the plans or projects included within the Capital Budget/Program (This may include the governing body or certain officials such as planning boards, Construction Code Officials) as to these Projects? MCBOA's two customers, Bayshore Regional Sewerage Authority and the Township of Middletown approved last year's capital budget and received a copy of this year's capital budget.
  
2. Has each capital project/project financing been developed from a specific capital improvement plan or report; does it include full lifecycle costs; and is it consistent with appropriate elements of Master Plans or other plans in the jurisdiction(s) served by the authority? The projects have no impact on Master Plans in the jurisdictions served by the Authority. The pipeline upgrade and improvements are part of a long term capital improvement project that is being developed as a result of the pipeline assessment and inspection project that was completed.
  
3. Has a long-term (5 years or more) infrastructure needs and other capital items (Vehicles, Equipment) needs assessment been prepared? The Authority is continuing the process of planning the long-term infrastructure needs now that all the data from the pipeline assessment/inspection have been reviewed and analyzed. The Authority is currently prioritizing the individual components of the plan and obtaining costs.
  
4. If amounts are on Page CB-3 in the column Debt Authorizations. Indicate the primary source of funding the debt service for the Debt Authorizations (Example Rate Increases Funding or Other sources)  
If needed the additional funds necessary for debt service would be split amongst our customers.
  
5. Please indicate which capital projects/project financings are being undertaken in the Metropolitan or Suburban Planning Areas as defined in the State Development and Redevelopment Plan.  
N/A
  
6. Please indicate which capital projects/project financings are being undertaken within the boundary of a State Planning Commission-designated Center and/or Endorsed Plan and if the project was included in the Plan Implementation Agenda for that Center/Endorsed Plan.  
N/A

*Add additional sheets if necessary.*

# Proposed Capital Budget

## Monmouth County Bayshore Outfall Authority

For the Period January 1, 2022 to December 31, 2022

	Estimated Total Cost	<i>Funding Sources</i>				
		Unrestricted Net Position Utilized	Renewal & Replacement Reserve	Debt Authorization	Capital Grants	Other Sources
<i>Water</i>						
Miscellaneous	\$ 30,000	\$ 30,000				
Pipeline Upgrades & Improvement	1,500,000			150,000	1,350,000	
Vehicle Purchase	30,000		30,000			
Roof Repair/Replacement	50,000		50,000			
Total	1,610,000	30,000	80,000	150,000	1,350,000	-
<i>Operation #2</i>						
Type in Description	-					
Type in Description	-					
Type in Description	-					
Type in Description	-					
Total	-	-	-	-	-	-
<i>N/A</i>						
Type in Description	-					
Type in Description	-					
Type in Description	-					
Type in Description	-					
Total	-	-	-	-	-	-
<i>N/A</i>						
Type in Description	-					
Type in Description	-					
Type in Description	-					
Type in Description	-					
Total	-	-	-	-	-	-
<i>N/A</i>						
Type in Description	-					
Type in Description	-					
Type in Description	-					
Type in Description	-					
Total	-	-	-	-	-	-
<i>N/A</i>						
Type in Description	-					
Type in Description	-					
Type in Description	-					
Type in Description	-					
Total	-	-	-	-	-	-
<b>TOTAL PROPOSED CAPITAL BUDGET</b>	<b>\$ 1,610,000</b>	<b>\$ 30,000</b>	<b>\$ 80,000</b>	<b>\$ 150,000</b>	<b>\$ 1,350,000</b>	<b>\$ -</b>

Enter brief description of up to four projects for each operation above. For operations with more than four budgeted projects, please attach additional schedules. Input total amount of all projects for the operation on single line and enter "See Attached Schedule" instead of project description.

# 5 Year Capital Improvement Plan

## Monmouth County Bayshore Outfall Authority

For the Period January 1, 2022 to December 31, 2022

*Fiscal Year Beginning in*

	Estimated Total	Current Budget					
	Cost	Year 2022	2023	2024	2025	2026	2027
<i>Water</i>							
Miscellaneous	\$ 180,000	\$ 30,000	\$ 30,000	\$ 30,000	\$ 30,000	\$ 30,000	\$ 30,000
Pipeline Upgrades & Improvem	1,500,000	1,500,000					
Vehicle Purchase	60,000	30,000				30,000	
Roof Repair/Replacement	50,000	50,000					
Total	<u>1,790,000</u>	<u>1,610,000</u>	<u>30,000</u>	<u>30,000</u>	<u>30,000</u>	<u>60,000</u>	<u>30,000</u>
<i>Operation #2</i>							
Type in Description	-	-					
Type in Description	-	-					
Type in Description	-	-					
Type in Description	-	-					
Total	-	-	-	-	-	-	-
<i>N/A</i>							
Type in Description	-	-					
Type in Description	-	-					
Type in Description	-	-					
Type in Description	-	-					
Total	-	-	-	-	-	-	-
<i>N/A</i>							
Type in Description	-	-					
Type in Description	-	-					
Type in Description	-	-					
Type in Description	-	-					
Total	-	-	-	-	-	-	-
<i>N/A</i>							
Type in Description	-	-					
Type in Description	-	-					
Type in Description	-	-					
Type in Description	-	-					
Total	-	-	-	-	-	-	-
<i>N/A</i>							
Type in Description	-	-					
Type in Description	-	-					
Type in Description	-	-					
Type in Description	-	-					
Total	-	-	-	-	-	-	-
<b>TOTAL</b>	<u>\$ 1,790,000</u>	<u>\$ 1,610,000</u>	<u>\$ 30,000</u>	<u>\$ 30,000</u>	<u>\$ 30,000</u>	<u>\$ 60,000</u>	<u>\$ 30,000</u>

*Project descriptions entered on Page CB-3 will carry forward to Pages CB-4 and CB-5. No need to re-enter project descriptions above.*

# 5 Year Capital Improvement Plan Funding Sources

## Monmouth County Bayshore Outfall Authority

For the Period January 1, 2022 to December 31, 2022

	Estimated Total Cost	Funding Sources				
		Unrestricted Net Position Utilized	Renewal & Replacement Reserve	Debt Authorization	Capital Grants	Other Sources
<i>Water</i>						
Miscellaneous	\$ 180,000	\$ 90,000	\$ 90,000			
Pipeline Upgrades & Improvem	1,500,000			150,000	1,350,000	
Vehicle Purchase	60,000		60,000			
Roof Repair/Replacement	50,000		50,000			
Total	1,790,000	90,000	200,000	150,000	1,350,000	-
<i>Operation #2</i>						
Type in Description	-					
Type in Description	-					
Type in Description	-					
Type in Description	-					
Total	-	-	-	-	-	-
<i>N/A</i>						
Type in Description	-					
Type in Description	-					
Type in Description	-					
Type in Description	-					
Total	-	-	-	-	-	-
<i>N/A</i>						
Type in Description	-					
Type in Description	-					
Type in Description	-					
Type in Description	-					
Total	-	-	-	-	-	-
<i>N/A</i>						
Type in Description	-					
Type in Description	-					
Type in Description	-					
Type in Description	-					
Total	-	-	-	-	-	-
<i>N/A</i>						
Type in Description	-					
Type in Description	-					
Type in Description	-					
Type in Description	-					
Total	-	-	-	-	-	-
<b>TOTAL</b>	<b>\$ 1,790,000</b>	<b>\$ 90,000</b>	<b>\$ 200,000</b>	<b>\$ 150,000</b>	<b>\$ 1,350,000</b>	<b>\$ -</b>
Total 5 Year Plan per CB-4	\$ 1,790,000					
Balance check		- If amount is other than zero, verify that projects listed above match projects listed on CB-4.				

Project descriptions entered on Page CB-3 will carry forward to Pages CB-4 and CB-5. No need to re-enter project descriptions above.